

Interfacce 32 input per moduli PLC G.E. FANUC:

32 input interface for GE FANUC PLC:

IC693MDL654 (16+16 input logica - logic Pos./Neg.) 2 connettori / connectors J24

IS693MDL655 (16+16 input logica - logic Pos./Neg.) 2 connettori / connectors J24

Interfacce 32 output a comune negativo per moduli PLC G.E. FANUC:

Negative common 32 output interface for G.E. FANUC PLC:

IS693MDL753 (16+16 output logica - logic Pos.) 2 connettori / connectors J24

Interfacce 32 output a comune positivo per moduli PLC GE FANUC:

Positive common 32 output interface for G.E. FANUC PLC:

IC693MDL752 (16+16 output logica - logic Neg.) 2 connettori / connectors J24

Moduli 32 output a relè elettromeccanici con o senza porta fusibile

32 output electromechanical relay module with or without fuse holder

Moduli passivi 32 input con o senza led di segnalazione per ciascun canale

32 input passive module with or without signalling led for each channel

Connessioni all'ingresso: connettore FK50 (moduli 32 output) / FK40 (moduli 32 input)

Input connections: FK50 connector (32 output module) / FK40 (32 input module)

Connessioni in uscita: morsettiere a vite per conduttori diam. max 2,5mm²

(Versione estraibile per moduli 32 output opzn.)

Output connections: screw terminal boxes for leads max diam. 2,5mm²


(plugable version optn. only for 32 output module)

Le interfacce Eurotek sono state ideate per portare l'alimentazione (24Vcc) ai moduli PLC mediante i cavi di collegamento

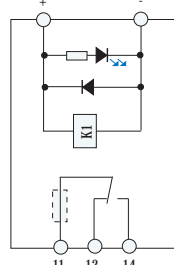
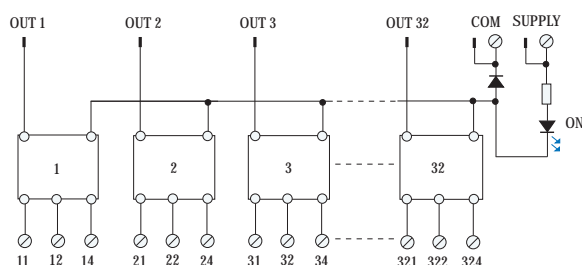
Eurotek's interfaces can provide supply (24Vdc) to PLC's modules by using connection cables

Per il collegamento dei cavi e delle interfacce ai moduli PLC vedere gli esempi di PG. 32

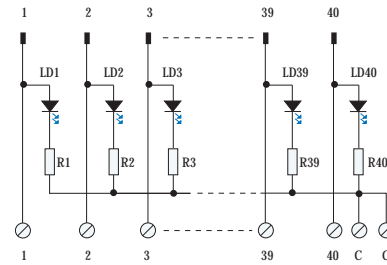
Please see page 32 for cables and interfaces connections to PLC's modules



SCHEMA A BLOCCHI MODULI 32 USCITE
32 OUTPUT MODULES BLOCK DIAGRAMS



SCHEMA ELETTRICO MODULI 32 INGRESSI
32 INPUT MODULES WIRING DIAGRAM



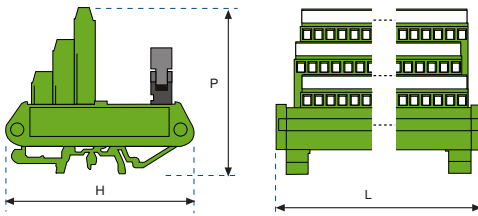
COME ORDINARE - HOW TO ORDER

Sigla / Part Number	Codice / Code	Descrizione / Description
ET/MRZ32/FK50/GE/N	0598	Interfaccia 32 relè d'uscita a comune negativo, per moduli PLC a logica POSITIVA, ingresso da connettore FK50 32 relay output negative common interface, for POSITIVE logic PLC's module, input on FK50 connector
ET/MRZ32/FK50/SC/F/S57/N	0628	Interfaccia 32 relè d'uscita a comune negativo, per moduli PLC a logica POSITIVA ingresso da connettore FK50 con porta fusibili 32 relay output negative common interface, for POSITIVE logic PLC's module, input on FK50 connector with fuse holders
ET/MRZ32/FK50/GE/P*	0598	Interfaccia 32 relè d'uscita a comune positivo, per moduli PLC a logica NEGATIVA, ingresso da connettore FK50 32 relay output positive common interface, for NEGATIVE logic PLC's module, input on FK50 connector
ET/MRZ32/FK50/SC/F/S57/N/P*	0628	Interfaccia 32 relè d'uscita a comune positivo, per moduli PLC a logica NEGATIVA, ingresso da connettore FK50 con porta fusibili 32 relay output positive common interface, for NEGATIVE logic PLC's module, input on FK50 connector with fuse holders
ET/MP/FK40/SMD/L	2167	Interfaccia passiva standard 32 input con LED per moduli PLC a logica POSITIVA Passive standard 32 input interface with LED for POSITIVE logic PLC's module
ET/MP/FK40/SMD	2187	Modulo passivo standard 32 input - passive standard 32 input module
ET/MP/FK40/SMD/L/M	2254	Interfaccia passiva standard 32 input con LED e morsetti a molla, per moduli PLC a logica POSITIVA Passive standard 32 input interface with LED and spring terminal boxes, for POSITIVE logic PLC's module
ET/MP/FK40/SMD/M	2237	Modulo passivo standard 32 input con morsetti a molla - passive standard 32 input module with spring terminal boxes
ET/2J24/FK50/PT/GE/...MT	9586	Cavo 32 output piatto tondo, dedicato GE FANUC 90-30. - 32 output round ribbon cable dedicated to GE FANUC 90-30
ET/2J24/FK40/PT/GE/...MT	9587	Cavo 32 input piatto tondo, dedicato GE FANUC 90-30. - 32 input round ribbon cable dedicated to GE FANUC 90-30

NOTA / NOTE: * Versioni di interfacce a comune positivo, dedicate a moduli PLC con logica negativa: IC693MDL752 (16+16 output logica Neg.)

* Positive common interface version, dedicated to negative logic PLC's module: IC693MDL752 (16+16 output logic Neg.)

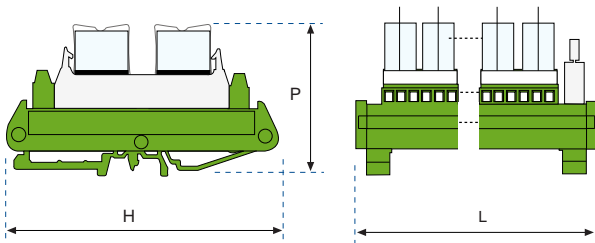
Moduli 32 ingressi / 32 input interface modules



DIMENSIONI / DIMENSIONS (mm)

		L / W	H	P / D
ET-MP/FK40/SMD	2187	79	92	78
ET-MP/FK40/SMD/L	2167	79	92	78
ET-MP/FK40/SMD/M	2237	79	92	78
ET-MP/FK40/SMD/L/M	2254	79	92	78

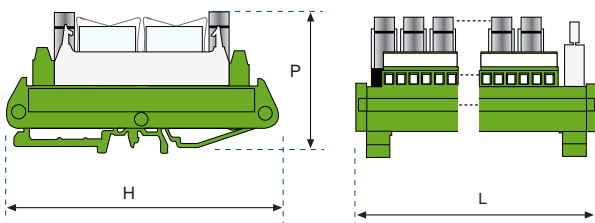
Moduli 32 uscite zocolati / 32 socketed relay modules



DIMENSIONI / DIMENSIONS (mm)

		L / W	H	P / D
ET-MRZ32/FK50/GE/N	0598	286	125	74
ET-MRZ32/FK50/GE/P	0598	286	125	74

Moduli 32 uscite zocolati, con porta fusibile / 32 socketed relay modules with fuses holder



DIMENSIONI / DIMENSIONS (mm)

		L / W	H	P / D
ET-MRZ32/FK50/SC/F/S57/N	0628	286	125	74
ET-MRZ32/FK50/SC/F/S57/P	0628	286	125	74